


DRA Level I





What the book may look like:



© The Template Teacher 2015. All Rights Reserved. Clip Art from Whimsy Clips and RebeccaB Designs

What does that mean?

It means that the book your child is reading has:

-  Pattern on each page
-  Pictures match the words
-  There are few words on a page
-  One sentence per page with simple words

Support your child with their reading by making sure they:

- ✓ Point under the words
- ✓ Reread to improve fluency
- ✓ Understanding the difference between fiction and non-fiction
- ✓ Use picture clues to read unknown words
- ✓ Ask: Does that word you read look right? Does it sound right? Does it make sense?
- ✓ Pictures match words. When telling the main idea use the pictures to help

* Your child should be able to read at Level 2
DRA Level 2 in January.

What the book may look like:



© The Template Teacher 2015. All Rights Reserved. Clip Art from Whimsy Clips and RebeccaB Designs

What does that mean?

It means that the book your child is reading has:

- 📖 Pattern on each page
- 📖 Pictures match the words
- 📖 There are few words on a page
- 📖 One sentence per page with simple words

Support your child with their reading by making sure they:

- ✓ Point under the words
- ✓ Reread to improve fluency
- ✓ Understanding the difference between fiction and non-fiction
- ✓ Use picture clues to read unknown words
- ✓ Ask: Does that word you read look right? Does it sound right? Does it make sense?
- ✓ Pictures match words. When telling the main idea use the pictures to help

DRA Level 3





What the book may look like:



© The Template Teacher 2015. All Rights Reserved. Clip Art from Whimsy Clips and RebeccaB Designs

What does that mean?

It means that the book your child is reading has:

-  Lots of picture support
-  Continued pattern, but not too predictable
-  There is an end to the story (a wrap up)
-  Change in punctuation

Support your child with their reading by making sure they:

- ✓ Point under the words
- ✓ Reread to improve fluency
- ✓ Understanding the difference between fiction and non-fiction
- ✓ Use picture clues to read unknown words
- ✓ Ask: Does that word you read look right? Does it sound right? Does it make sense?
- ✓ Pictures match words. When telling the main idea use the pictures to help

* Your child should be able to read at level 4

DRA Level 4 in May.

What the book may look like:



© The Template Teacher 2015. All Rights Reserved. Clip Art from Whimsy Clips and RebeccaB Designs

What does that mean?

It means that the book your child is reading has:

- 📖 Lots of picture support
- 📖 Continued pattern, but not too predictable
- 📖 There is an end to the story (a wrap up)
- 📖 Change in punctuation

Support your child with their reading by making sure they:

- ✓ Reread to improve fluency
- ✓ Understands the difference between fiction and non-fiction
- ✓ Use picture clues to read unknown words
- ✓ Ask: Does that word you read look right? Does it sound right?
- ✓ Does it make sense?
- ✓ Retell and summarize
- ✓ Analyze the story to comment on events or characters