

Writing Home Support




Dear Families,

Your student is working on making letter-sound connections when writing words in class. You can help at home by working on the activity outlined below. At school, we do not use the phrase, "sound it out." Instead, we tell children to "Say the word slowly and write the sounds that you hear." Your child would benefit from extra practice with this concept at home.

1. Cut out the attached picture cards and place them into a baggie
2. Have your child choose a picture card from the bag
3. Encourage your child to "Say the word slowly and write the sounds you hear," They should use the attached Alphabet Chart to help them identify the letters to use based on the sounds that they hear.
4. Repeat as many times as you wish!


Important note: At this point in kindergarten we expect that students can accurately hear and write the dominant consonants sounds in the beginning, middle and end of words. They may not recognize vowels yet, that is okay. If your child is only able to hear and write the first letter, you can move on to hearing more sounds when they are ready.

Please let me know if you have any questions



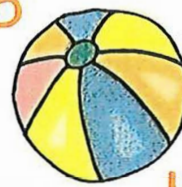
Now I know my ABCs!

A



a

B




b

C



c

D



d

E



e

F



f

G



g

H



h

I




i

J



j

K



k

L



l

M



m

N



n

O



o

P



p

Q




q

R



r

S



s

T



t

U



u

V



v

W



w

X



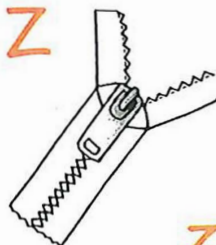
x

Y



y

Z






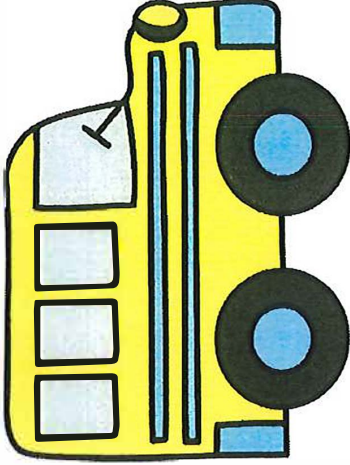


z



Name _____

Teacher Key


- sun
- sub
- bus
- rug
- mug
- bug



cvc words

Teacher Key




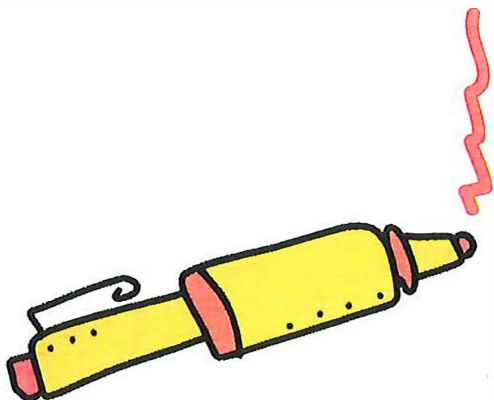


top
mop
pot
log
hot
dog



cvc words

Teacher Key

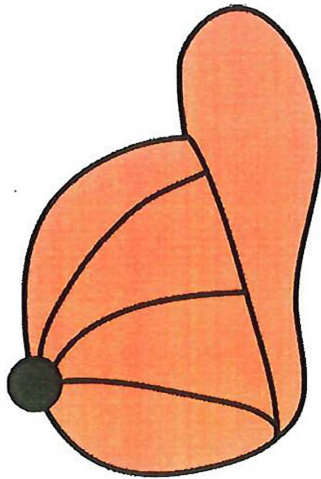





- ten
- pen
- net
- jet
- bed
- hen



cvc words

Teacher Key


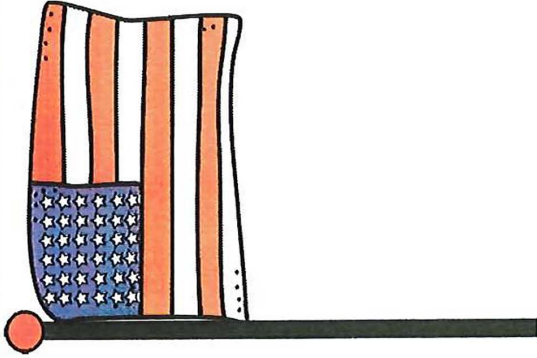

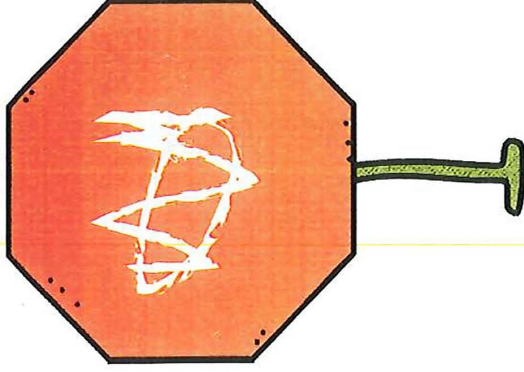

- map
- fan
- cat
- cap
- can
- bat



cvc words







Teacher Key

- twin
- twig
- trap
- swim
- flag
- stop



Teacher Key

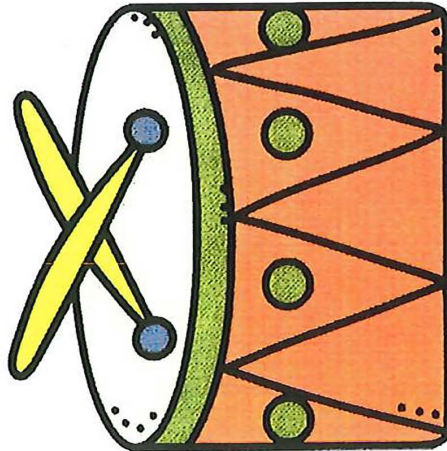




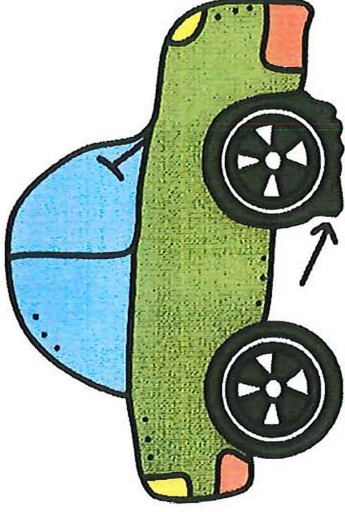
- stem
- spot
- clam
- slug
- sled
- plum



ccvc words

Teacher Key




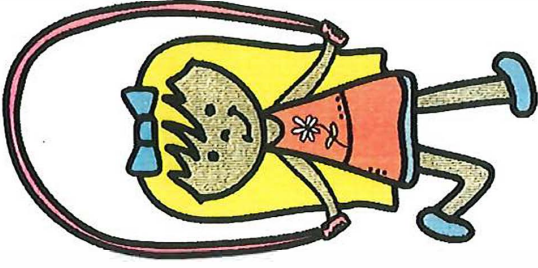
- grin
- frog
- flat
- drum
- crab
- club



ccvc words

Teacher Key






- vest
- tent
- jump
- raft
- pond
- nest



cvcc words

Teacher Key

- mask
- land
- lamp
- hand
- club
- gift



cvcc words